

# SOFT LED 2XL



DATASHEET

DeSisti

# SOFT LED 2XL

## LED Softlight 180W - CRI>95

White light, either Tungsten or Daylight balanced CCT

### OVERVIEW

The SOFT LED 2XL 180W is the DE SISTI answer to the increasing demand of COMPACT BUT WIDE FIXTURES for SOFTLIGHTING.

It is available with a REMOTE PHOSPHORS CCT either Tungsten balanced or Daylight balanced (CRI>95)

It provides a super even - soft beam projection and the following main features:

- a controlled Beam and SOFT White Source, ideal for multiple camera use in the studio, with more effective control of the beam projection and effective Honeycombs
- a beautiful EVEN DISTRIBUTION and a real quality projection with precise reference white.
- NO PIXEL EFFECT from the LED (which is a problem from many other Brand's LED PANELS in the market).
- Contained Size, reduced weight and exceptional efficiency for energy savings and lit Talent comfort.
- Choice of Manual or Pole operation, the full dimming is through DMX and the LEDs are supplied with DC throughout the 0 to 100% dimming range, for a full FLICKER FREE operation and super smooth cross fades.
- The unit is self contained and requires no other external power supplies or devices....both Mains and DMX connections are DAISY Chainable.

MODEL	DESCRIPTION
S2XLT.MO	SoftLED 2XL T - Tungsten CCT, Manual Operated
S2XLT.PO	SoftLED 2XL T - Tungsten CCT, Pole Operated
S2XLD.MO	SoftLED 2XL D - Daylight CCT, Manual Operated
S2XLD.PO	SoftLED 2XL D - Daylight CCT, Pole Operated



### WHAT'S INSIDE

#### FIXTURE HEAD

POWERCON IN & OUT PANEL CONNECTORS.  
XLR 5 Pin DMX IN & OUT PANEL CONNECTORS.  
180W LED engine  
Built In Universal Power Supply 90-250V  
50/60Hz DMX controlled.

#### YOKES

##### Manual Operated Versions

Mod. S2XLMO.110.40 M.O. stirrup with 28,57 mm. spigot (B.S. 1-1/8"), with top end for "C" clamp

##### Pole Operated Versions

Mod. S2XLMO.110.40 P.O. yoke with 28,57 mm. spigot (B.S. 1-1/8"), with top end for "C" clamp

#### ACCESSORIES

Mod. S2XLDIF Diffuser Panel for SOFT LED 2XL

#### CABLES

Mod. 5403.135 3 mt. (9.8 ft) detachable Blue POWERCON power cable with bare ends.

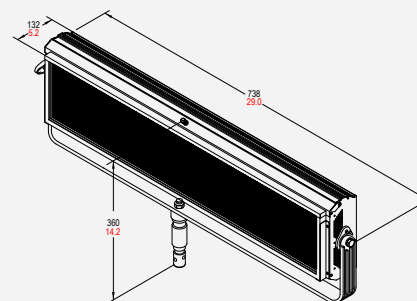
DMX cable is not included, to be ordered separately

# SOFT LED 2XL

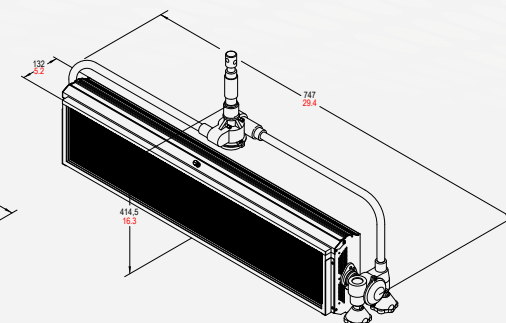
## FEATURES

<b>Power to LED</b>	180W - DC current to the LED - flicker free
<b>Rated Voltage &amp; PFC</b>	90-250V 50-60Hz PFC 0,96
<b>Power consumption</b>	200W @ 230V   205W @120V
<b>Power Connection</b>	powerCON IN & OUT
<b>DMX Data link USITT DMX512-A</b>	5-pin XLR for DMX in & out. Use shielded data cables. Do not overload the daisy chain. Up to a maximum of 32 devices can be used on a single DMX chain.
<b>DMX Channels</b>	1 @ 8bit   2 @ 16bit
<b>LED BOARDS Lifetime</b>	50.000 hours with 70% Lumen Maintenance. The LED BOARDS are tested and certified up to LM80
<b>CCT</b>	<b>T:</b> 3.200°K <b>D:</b> 5.600°K
<b>CRI / TLCI</b>	<b>T:</b> 96 / 96 <b>D:</b> 96 / 96
<b>Protection Type</b>	IP22
<b>Max. Housing Surface Temperature</b>	70° C
<b>Weight of Fixture with yoke (integrated PSU)</b>	<b>M.O.</b> 5,5 Kg (12.1 lb) <b>P.O.</b> 6,7 Kg (14.8 lb)

## DIMENSION



**M.O.**



**P.O.**

## FEATURES

*Either Remote Phosphors Panel (interchangeable for Tungsten Or Daylight)*

*Rugged and Lightweight Aluminium extrusion housing with Black Oxidation low glare finishing*

*High efficiency, silent passive heat management. Thermal stabilization of the LED operating temperature is managed by an internal thermal sensor and CPU, variable fan speed and heat sink to maintain the LEDs at optimal constant temperature.*

*DMX (or local) control of the Light intensity from 0 to 100% with smooth transition and theatrical quality dimming....flicker free at any dimming level.*

*100% flicker free system with universal Power Supply unit 90-250V to work in every condition and frame rate.*

*The accessories are secure regardless of the orientation of the fixture. Accessories have been designed for one hand installation.*

*Available with either positive lock manual yokes for comfort and ease of handling, or pole operated yokes which can be used via the lighting pole for Panning and Tilting the lights as well as manually, since the mechanical activators are equipped with clutches.*

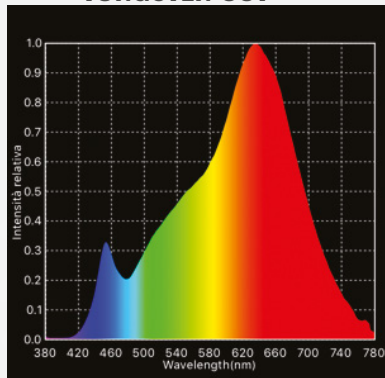
*Honeycombs and intensifier accessories work perfectly to shape and control the beam spread.*

*DMX daisy chaining and Power Pass Through features allow for quicker installations of the lighting system.*

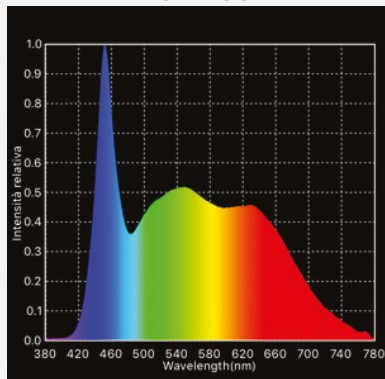
# SOFT LED 2XL

## SPECTRUM

### TUNGSTEN CCT



### DAYLIGHT CCT



## PHOTOMETRICS

C.C.T. (Correlated Color Temperature) balanced to match 3.200°K TUNGSTEN LAMPS - 180W (CRI>95 - TLCI>96)

Illumination center values at the following distances

2 mt  
6.6 ft

3 mt  
9.8 ft

5 mt  
16.4 ft

S2XL Tungsten w/o Front Accessories Central Light intensity (Candle Power)	8.289 cd	2.072 lux 193 FC	921 lux 63 FC	332 lux 31 FC
S2XL Tungsten with Medium Black H.Comb Central Light intensity (Candle Power)	7.079 cd	1.770 lux 164 FC	787 lux 73 FC	283 lux 26 FC
S2XL Tungsten with Narrow Black H.Comb Central Light intensity (Candle Power)	6.780 cd	1.695 lux 157 FC	753 lux 70 FC	271 lux 25 FC

C.C.T. (Correlated Color Temperature) balanced to match 5.600°K DAYLIGHT LAMPS - 180W (CRI>95 - TLCI>96)

Illumination center values at the following distances

2 mt  
6.6 ft

3 mt  
9.8 ft

5 mt  
16.4 ft

S2XL Daylight w/o Front Accessories Central Light intensity (Candle Power)	10.530 cd	2.633 lux 245 FC	1.170 lux 109 FC	421 lux 39 FC
S2XL Daylight with Medium Black H.Comb Central Light intensity (Candle Power)	8.993 cd	2.248 lux 209 FC	999 lux 93 FC	360 lux 33 FC
S2XL Daylight with Narrow Black H.Comb Central Light intensity (Candle Power)	8.614 cd	2.153 lux 200 FC	957 lux 89 FC	345 lux 32 FC

### BEAM COVERAGE ON SOFT LED 2XL - 180W

Light beam Width with Beam Angle w/o accessories	98°	4,60 mt 15.1 ft	6,90 mt 22.6 ft	11,50 mt 37.7 ft
Light beam Height with Beam Angle w/o accessories	60°	2,31 mt 7.6 ft	3,46 mt 11.4 ft	5,77 mt 18.9 ft
Light beam Width with Beam Angle with Medium Black H.Comb	60°	2,31 mt 7.6 ft	3,46 mt 11.4 ft	5,77 mt 18.9 ft
Light beam Height with Beam Angle with Medium Black H.Comb	50°	1,87 mt 6.1 ft	2,80 mt 9.2 ft	4,66 mt 15.3 ft
Light beam Width with Beam Angle with Narrow Black H.Comb	35°	1,26 mt 4.1 ft	1,89 mt 6.2 ft	3,15 mt 10.3 ft
Light beam Height with Beam Angle with Narrow Black H.Comb	30°	1,07 mt 3.5 ft	1,61 mt 5.3 ft	2,68 mt 8.8 ft



# SOFT LED 2XL

## OPTIONALS & ACCESSORIES

<b>S2XLX.X0.DIN</b>	<i>adder code to order DIN Spigot</i>
---------------------	---------------------------------------

<b>S2XL-HCN</b>	<i>BLACK Honeycomb for SOFT LED 2XL fixtures, 1/4" black honeycomb, NARROW.</i>
-----------------	---

<b>S2XL-HCM</b>	<i>BLACK Honeycomb for SOFT LED 2XL units, 1/2" black honeycomb, MEDIUM.</i>
-----------------	--

<b>S2XL-IN</b>	<i>Intensifier for SOFT LED 2XL fixtures</i>
----------------	--

<b>S2XL-CF</b>	<i>Color Frame for SOFT LED 2XL fixtures</i>
----------------	--

<b>S2XL-CYC</b>	<i>Cyclorama HOOD for asymmetrical emission of SOFT LED 2XL fixtures to illuminate backgrounds &amp; cys.</i>
-----------------	---

<b>S2XLM0.110.40</b>	<i>Manual Operated Stirrup with B.S. spigot for SOFT LED 2XL fixtures</i>
----------------------	---

<b>S2XLM0.220.40</b>	<i>Manual Operated stirrup (w/o spigot) for SOFT LED 2XL fixtures</i>
----------------------	---

<b>S2XLP0.110.40</b>	<i>Pole Operated Stirrup with B.S. spigot for SOFT LED 2XL fixtures</i>
----------------------	---

<b>S2XLP0.300.40</b>	<i>Pole Operated Stirrup with DIN spigot for SOFT LED 2XL fixtures</i>
----------------------	--