

The i-C15 is the larger of two new dedicated passive installation loudspeakers from EM Acoustics – additions to the i-Series intended to provide a high quality solution in fixed installation environments where some of the features popular with “mobile” products are not required. The i-C15 has a frequency response of 55Hz – 18kHz which can be extended by adding any subwoofer from the EM Acoustics product range for a more full range system solution.

FEATURES AND BENEFITS

- Coaxial design for true point-source performance in compact footprint
- True passive design - no corrective DSP required
- Precise, controlled HF coverage pattern for high feedback stability
- Signature EM Acoustics passive crossover for unprecedented frequency and phase response
- Compatible with OmniMount™ and Powerdrive brackets
- RAL colour and weather protection options

APPLICATIONS

- Live music
- Theatres
- Houses of Worship
- Theme Parks
- Nightclubs

The compact and sleek enclosure contains a 3" (75mm) diaphragm, 1.3" exit HF compression drive unit coaxially loaded by a 15" (381mm) LF drive unit, linked via a signature EM Acoustics internal passive crossover network. Both the LF and HF drive units share the same magnet assembly, reducing overall weight and enclosure profile. The coaxial drive unit arrangement provides a smooth conical 80° dispersion pattern for maximum coverage, allowing the speaker to be deployed in either a vertical or horizontal orientation while still retaining the same dispersion pattern. Optimal reflex tuning extends low frequency response to allow the i-C15 to be used stand-alone for speech or moderate duty music reinforcement applications, or with subwoofers from the EM Acoustics range to further extend LF response.

The robust enclosure is constructed from premium multi-laminate Birch plywood and is finished in impact resistant textured paint. The enclosure contains four M10 exposed-thread rigging points specifically for use with optional horizontal or vertical accessory cradles. Additionally, four M8 threaded points are provided on one of the angled back faces for instal-



lation using OmniMount™ Series 60 or PowerDrive Series 100 bracket products. The asymmetrical cabinet shape permits installation closer to walls or ceilings than a traditional trapezoidal enclosure, and also allows the i-C15 to be conveniently used as a stage monitor with a choice of two wedge angles.

The i-C15 is supplied in black or white as standard, however RAL colour matching and weather resistant options are available. The front of the loudspeaker is protected by a rigid steel grille backed with acoustically transparent fabric for a stylish and discreet appearance. A recessed panel on the rear of the enclosure provides two Neutrik® SpeakON™ NL4 connectors for input and enclosure link.

The i-C15 requires a single amplifier channel, and should be used with professional power amplifiers capable of delivering 750-1000W RMS into an 8-ohm load. For optimum results, the EM Acoustics DQ10 or DQ20 advanced system amplifiers should be used.

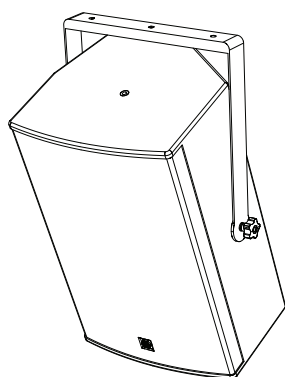
TECHNICAL SPECIFICATIONS

ENCLOSURE TYPE:	Two-way coaxial passive, reflex loaded
DIMENSIONS (HxWxD)	690 (27.2) x 440 (17.3) x 418 (16.5) mm/(ins)
NET/SHIPPING WEIGHT:	28.4/32.3kg (62.5/71lbs)
FREQUENCY RESPONSE ¹ :	55Hz – 20kHz ±3dB
SENSITIVITY ² :	98dB
DISPERSION ³ :	80° conical
DRIVE UNITS:	Coaxial 15" (381mm) LF/1.3" (33mm) exit HF
LOUDSPEAKERS PER AMPLIFIER	DQ6: 1 per channel, DQ10: 2 per channel, DQ20: 4 per channel
POWER HANDLING:	450W RMS, 900W program
MAXIMUM SPL ⁴ :	128dB continuous, 134dB peak
NOMINAL IMPEDANCE:	8 ohms
CROSSOVER:	Asymmetric internal passive
CONNECTORS:	2 x Neutrik® speakON™ NL4
ENCLOSURE:	15mm (5/8") multi-laminate Birch plywood – rebated, screwed and glued Finished in semi-matt textured paint
RIGGING & HARDWARE:	4 x M10 rigging points, 4 x M8 rigging points for OmniMount series 60 / Powerdrive series 100 brackets
GRILLE:	Perforated steel backed with acoustically transparent fabric
OPTIONS & ACCESSORIES:	Colours / weather protection IBv-C15 vertical flying cradle IBh-C15 horizontal flying cradle
SPARE PARTS:	CAD-1502 15"/1.3" coaxial drive unit RD-1502 replacement HF diaphragm PX-i-C15 passive crossover assembly RFG-iC15 replacement grille/fabric

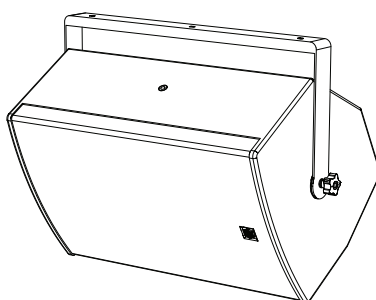
NOTES ON MEASUREMENT CONDITIONS:

¹Measured on-axis at 2m in an anechoic environment and referenced to 1m. ²Measured in half space at 2m with 4W sine wave input and referenced to 1m. ³Nominal dispersion, measured in an anechoic environment and averaged over stated bandwidth. ⁴Calculated and verified by subjective listening test of familiar program material.

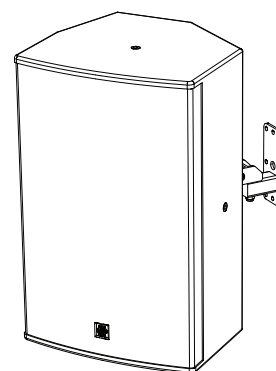
RIGGING ACCESSORIES



IBv-C15 vertical cradle



IBh-C15 horizontal cradle



WHH100 wall bracket

ENCLOSURE OPTIONS

i Series loudspeakers are available as standard in black or white, finished in Warnex water-based textured paint. Custom RAL colours can be supplied on request; extended lead times and set up costs apply. i Series loudspeakers can be supplied as an outdoor version (OD), finished in a weather-resistant 3-step polyurethane coating, with stainless steel grilles and weather resistant connector options, and other cabinet details bespoke to the customer's request. Custom RAL colours are also available for outdoor options by specific quote. Please contact EM Acoustics for details.

ENGINEERING DRAWING

