

# ProPlex<sup>®</sup>

D A T A   D I S T R I B U T I O N



## GBS Network Selector

### User Manual

ProPlex GBS Network Selector User Manual

ProPlex-Netowrk-Selector-Manual-v1.1

Effective 13 May 2021

© Copyright 2021, TMB

All rights reserved

TMB authorizes its customers to download and print this electronically published manual for professional use only. TMB prohibits reproduction, modification or distribution of this document for any other purposes, without express written consent.

Specifications are subject to change without notice. The information in this document supersedes all previously supplied information before the effective date listed above. TMB has confidence in the accuracy of the document information herein but assumes no responsibility or liability for any loss occurring as a direct or indirect result of errors or exclusions whether by accident or any other cause.

# Description

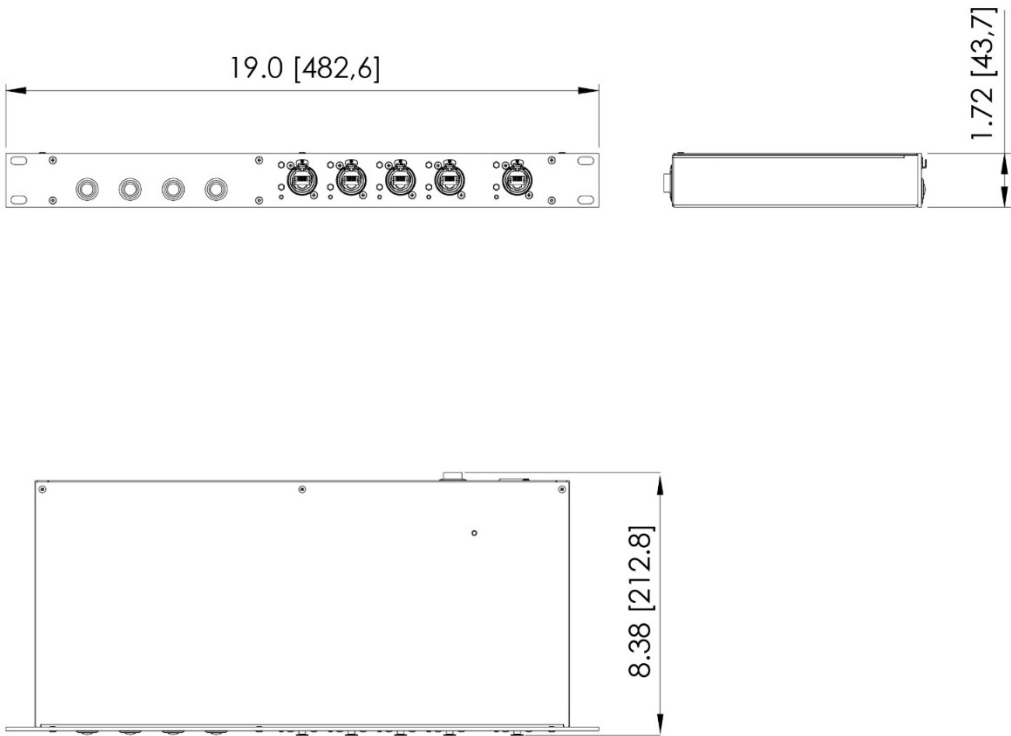
ProPlex GBS Network Selector  
4-way Ethernet Source Selector

- Active selection of any one or two of four network sources
- Instantaneous seamless switching with no glitches
- 4 x 1Gb IN, 1 x 1Gb OUT, with indicating button selectors
- Input and Output indicator LEDs show network activity and speed
- Rugged ProPlex RackMount “blue-box” construction

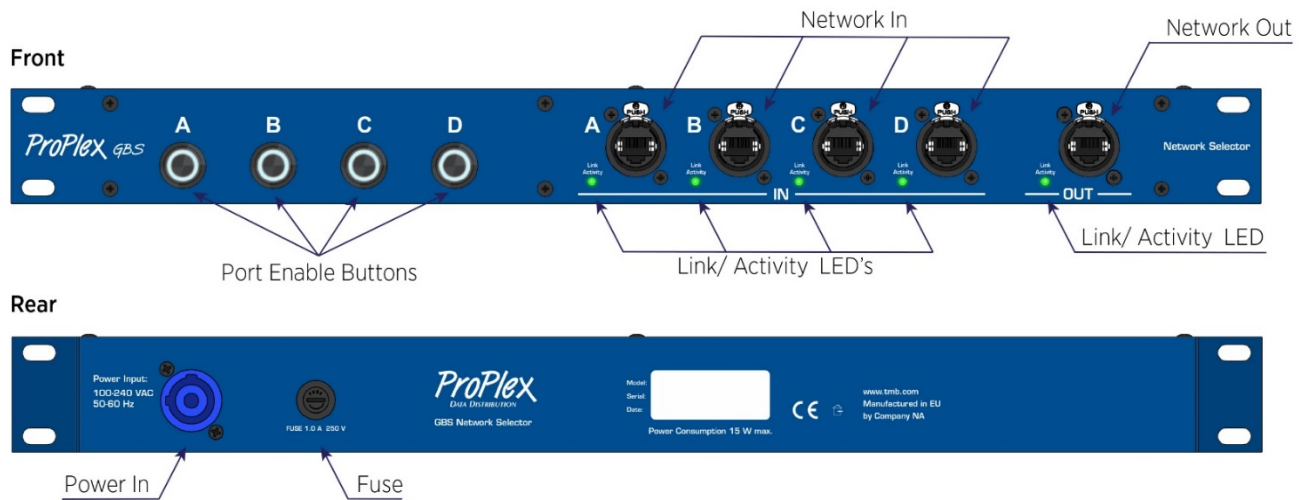
# Specification

Part Number	PPGBSNS1X4R
Ethernet Ports	5
Ethernet Connectors	Neutrik EtherCon RJ45
Network Protocols	sACN, ArtNet, CobraNet, Dante, ETCNet, Ethersound, MA-Net, and more
Power	100-240V, 50-60 Hz
Power Connector	Neutrik PowerCon
Power Consumption	15 W
Fuse	1 A, 250 V
Operating Temp.	-20 to +40 °C
Unit Dimensions (WxHxD)	19 x 1.72 x 8.38 in [482.6 x 43.7 x 212.8 mm]
Unit Weight (unpacked)	6.6 lb [3.0 kg]

# Dimensions in inches [mm]

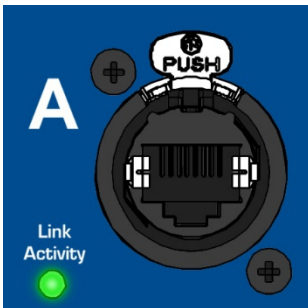


# Overview



## LED status information

### Link/Activity LEDs




Green ==> 1 Gbps  
Orange ==> 100 Mbps  
Blink ==> Activity

### Port Enable LEDs



Input is selected- LED (100%)



Input is unselected - LED (10%)

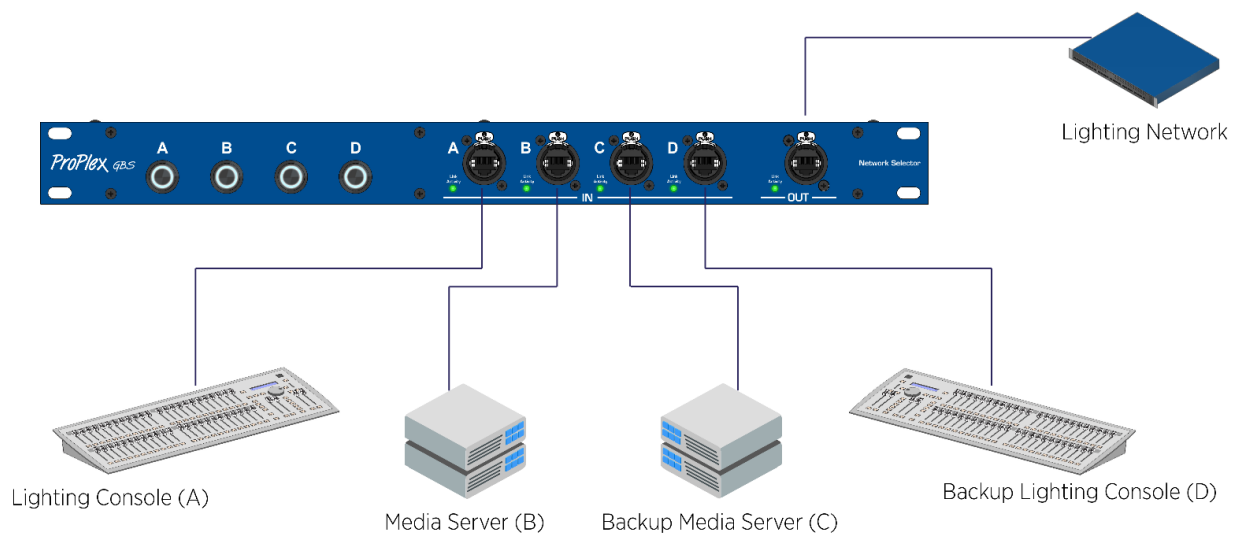
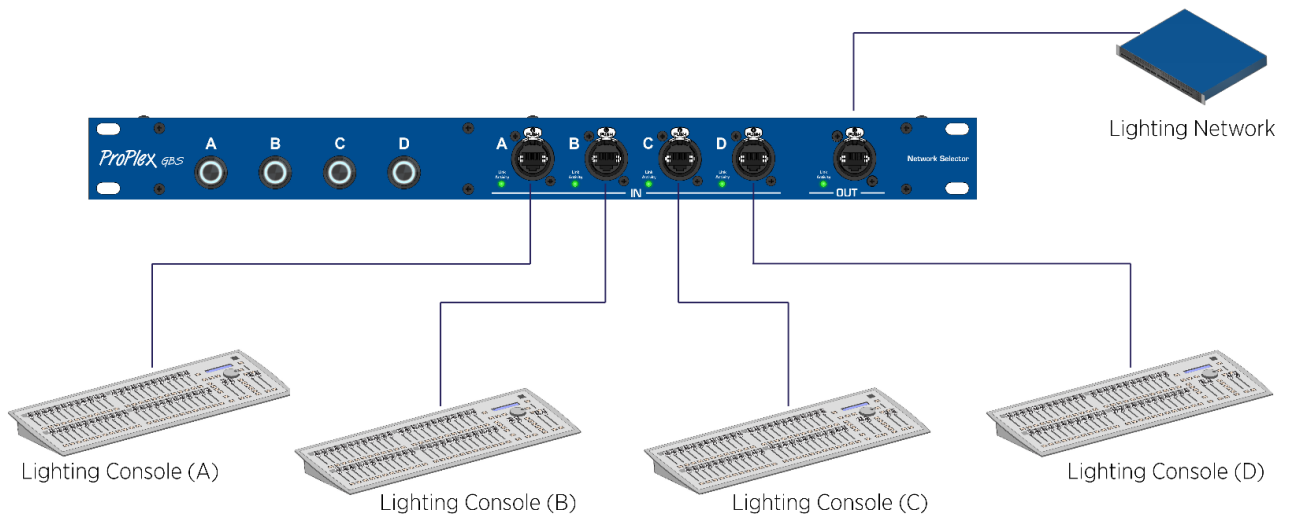
To select an input, press and hold port enable button for one second.

*Note! It is possible to activate two ports at the same time by pressing and holding two buttons together.*

For seamless switching between ports, ALL ports are active, even when not selected.

## Connections

Four lighting consoles or other sources may be connected to the unit.



# Limited Warranty

ProPlex Data Distribution Devices are warranted by TMB against defective materials or workmanship for a period of two (2) years from the date of original sale by TMB.

TMB's warranty shall be restricted to the repair or replacement of any part that proves to be defective and for which a claim is submitted to TMB before the expiration of the applicable warranty periods.

This Limited Warranty is void if the defects of the Product are the result of:

- Opening the casing, repair, or adjustment by anyone other than TMB or persons specifically authorized by TMB
- Accident, physical abuse, mishandling, or misapplication of the product.
- Damage due to lightning, earthquake, flood, terrorism, war, or act of God.

TMB will not assume responsibility for any labor expended, or materials used, to replace and/or repair the Product without TMB's prior written authorization. Any repair of the Product in the field, and any associated labor charges, must be authorized in advance by TMB. Freight costs on warranty repairs are split 50/50: Customer pays to ship defective product to TMB; TMB pays to ship repaired product, ground freight, back to Customer.

This warranty does not cover consequential damages or costs of any kind.

A Return Merchandise Authorization (RMA) Number must be obtained from TMB prior to return of any defective merchandise for warranty or non-warranty repair. For all repairs please contact TMB Tech Support Repair using the contact information below or email [TechSupportRepairNA@tmb.com](mailto:TechSupportRepairNA@tmb.com).

## US

527 Park Ave.  
San Fernando, CA 91340  
Tel: +1 818.899.8818  
Fax: +1 818.899.8813  
[tmb-info@tmb.com](mailto:tmb-info@tmb.com)  
[www.tmb.com](http://www.tmb.com)

## UK

21 Armstrong Way  
Southall, UB2 4SD England  
Tel: +44 (0)20.8574.9700  
Fax: +44 (0)20.8574.9701  
[tmb-info@tmb.com](mailto:tmb-info@tmb.com)  
[www.tmb.com](http://www.tmb.com)

# Return Procedure

Please send returned merchandise prepaid and in the original packing. Freight call tags will not be issued for shipping the product to TMB, but TMB will pay the freight for return to the customer. Clearly label package with a Return Merchandise Authorization Number (RMA #). Products returned without an RMA # will delay service. Please contact TMB and request an RMA # prior to shipping the unit. Be prepared to provide the model number, serial number, and a brief description of the cause for the return. Be sure to properly pack the unit; any shipping damage resulting from inadequate packaging is the customer's responsibility. TMB reserves the right to use its own discretion to repair or replace product(s). Proper UPS packing or double-boxing will better ensure product integrity when shipped.

Note: If you are given an RMA #, please include the following information on a piece of paper inside the box:

- 1) Your name
- 2) Your address
- 3) Your phone number
- 4) The RMA #
- 5) A brief description of the symptoms