





**Lifting safety
& durability
to new heights**

www.mobiltechlifts.com



„Our new range of lifts are certified in accordance with the newest safety standard and therefore include a 5° incline load test. We ensure that the lift you buy today is the lift you'll need tomorrow.”

MARC HENDRIKS, R&D DIRECTOR



ML2

Telescopic Lift

Industry-leading durability combined with top levels of safety and user-friendliness

PAGE 6



ML3

Line Array Lift

Easy to load line array with double security for maximum safety and protection

PAGE 10



ML4

Multi Purpose Lift

The only TÜV certified multi purpose lift that packs 270 kg (595.95 lbs) of load capacity into 6.5 m (21.33 ft)

PAGE 12



Mobiltechlifts range



ML2 (2 models)



ML3




ML4

Performance	Telescopic Lift	Line Array Lift	Multi Purpose Lift
Load	200 kg (441 lbs)	260 kg (573.2 lbs)	270 kg (595.95 lbs)
Weight	126 kg (277.8 lbs)	124 kg (273.37 lbs)	128 kg (282.2 lbs)
Max. Height	6.5 m (21.33 ft)	5.6 m (18.37 ft)	6.5 m (21.33 ft)
Min. Height	1.82 m (5.97 ft)	1.78 m (5.84 ft)	1.98 m (6.5ft)
Footprint	2.4 x 2.4 m (7.87 x 7.87 ft)	1.97 x 1.82 m (6.46 x 5.97 ft)	1.97 x 1.82 m (6.46 x 5.97 ft)
Certification			
Certified for 5° incline	✓	✓	✓
TÜV	✓	✓	✓
BGV C1	✓	✓	✓
CE	✓	✓	✓
Features			
Level indicator	✓	✓	✓
Height indicator	✓	✓	✓
Winch cover (optional)	✓	✓	✓
Horizontal transport (optional)	✓	✓	✓
Outrigger rubber pads	✓	✓	✓
Safety			
Securing positions on top mast	✓		
Manual screw (2nd securing point)	✓		
Locking system	✓	✓	✓
Rear support bars		✓	✓

Protecting your investment as well as your safety



TÜV baumuster approval assures that all Mobiltechlifts lifts meet the requirements for structures, i.e. when the load is lifted and secured at trim height, the lifting equipment then becomes a structure and different regulations apply to the lifting operation.



This statutory German accident prevention regulation applies to employers and insured persons in Germany, as well as employers and employees from foreign enterprises who perform work in Germany. BGVC1 (currently called DGUV 17) prescribes certain measures referring to applicable German standards, e.g. DIN 56950. This standard fills the gap by not only covering staging and machinery, addressed in EU Machinery Directive (2006/42/EC), but also machinery that this directive does not cover. The directive is implemented in Germany by the 9th Ordinance of the German Product Safety Act (Machinery Ordinance - 9th ProdSV). The directive excludes what it expresses as „machinery intended to move performers during artistic performances“. However, such machinery is not only used to „move performers during artistic performances“ but also to move or hold loads over persons, move or hold persons themselves not only during „artistic performances“ but also during stage construction, setting up scenery and rehearsals.



CE = Self-certified conformity declaration. In this case, the lifts fulfil the demands of European Machine directive 2006/42/EC.



5° test = A load testing requirement taken from DIN 58950 (safety requirements and inspections for stands and truss lifts of stands)



Ease of use

Practical design, easy to load, easy to set-up, and easy to operate. A wide variety of products and accessories assure compatibility with various applications.



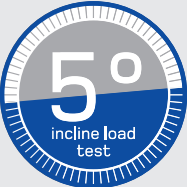

PLS LOCKING SYSTEM


A secondary safety feature when lifting that is a combination of a pin locking system and spring key.

ML2 Telescopic Lift

TÜV and BGV C1 certified telescopic lifts with industry-leading durability, top levels of safety and unmatched user-friendliness

	ML2 5520	ML2 6520
Load	200 kg (441 lbs)	200 kg (441 lbs)
Weight	115 kg (253.5 lbs)	126 kg (277.8 lbs)
Max. Height	5.5 m (18 ft)	6.5 m (21.33 ft)
Min. Height	1.77 m (5.8 ft)	1.82 m (6 ft)
Footprint	2.4 x 2.4 m (7.87 ft)	2.4 x 2.4 m (7.87 ft)
Level indicator	✓	✓
Height indicator	✓	✓
Top mast safety attachment points	✓	✓
Secondary locking mechanism	✓	✓
Winch cover (optional)	✓	✓
Manual screw (2nd securing point)	✓	✓





6.5 m
(21.33 ft)



TELESCOPIC OUTRIGGERS

Telescopic outriggers increase practicality and improve stability



WHEEL BRAKES & LEVELING

Integrated wheels with brakes and a bubble level



RUBBER FEET & CUSHIONING

Rubber feet on the outriggers protect all surfaces from damage and provide increased friction. Plastic cushions on the lift's body prevent damage to the mast.

Accessories ML2



ML2 – TA 400 H

ML2 adapter for attachment of M290 - M390 series truss. Can only be used with A55-35 adapter.



ML2 – TA 400 V

ML2 adapter for attachment of 20 - 40 cm (7.87" - 15.75") truss - Vertical. Can only be used with A55-35 adapter. Suitable for use with M290 - M390 series truss.



ML2 – TA 540 H

ML2 adapter for truss attachment - Horizontal. Designed for use with M290 - M520 series truss.



ML2 – TAC 400 H

ML2 adapter for attachment of 20 - 40 cm (7.87" - 15.75") truss - Horizontal. Suitable for M290 - M390 series truss. Painted black-blue for use in black background scenes. Can only be used with A55-35 adapter.



ML2 – TAC 400 V

ML2 adapter for attachment of 20 - 40 cm (7.87" - 15.75") truss - Vertical. Suitable for M290 - M390 series truss. Painted black-blue for use in black background scenes. Can only be used with A55-35 adapter.



ML2 – WIN-COV

Covers and protects winch assembly.



ML2 – ASP

Allows for 35 mm (1.38") to 29 mm (1.14") reduction of TV spigot. Can only be used with A55-35 adapter.



ML2 – TB3

ML2 round T-bar with 50 mm (2") tube. Can only be used with A55-35 adapter.



ML2 – TB6

ML2 square T-bar with 30 mm (1.18") square tube and supplied with six bolts & wing nuts for lighting fixtures. Can only be used with A55-35 adapter.



ML2 – A55/35

Adapter for all accessories with 35 mm (1.38") insert. Reduces 55 mm (1.17") lift opening to 35 mm (1.38").



ML2 – TTB

ML2 adapter with wing nut for attachment of a single fixture. Can only be used with A55-35 adapter.



ML2 – TTC

Bracket for 48 - 51 mm (1.99" - 2") diameter single tube (Cell 201). Can only be used with A55-35 adapter.



ML2 – WHE

Set of wheels for horizontal transport of ML2 Telescopic lift.



ML2 – 6520-WCC

Packing crate for use in logistically challenging situations.



ML3 Line Array Lift

Easy to load line array with double security for maximum safety and protection

ML3 5626

Load	260 kg (573 lbs)
Weight	124 kg (273.37 lbs)
Max. Height	5.6 m (18.37 ft)
Min. Height	1.78 m (5.84 ft)
Footprint	1.97 x 1.82 m (6.46 x 5.97 ft)
Sturdy trapezoidal thread	0.45 m (1.48 ft)
Outrigger rubber pads	✓
Level indicator	✓
Height indicator	✓
Rear support bars	✓
PLS (pin locking system)	✓
Horizontal transport (optional)	✓
Winch cover (optional)	✓



PLS LOCKING SYSTEM


Combination of pin locking system and spring key as a secondary safety feature when lifting




LOW FLEET ANGLE

Increased spacing between hand winch and cable feed from roller ensures proper winding on winch drum





5.6 m (18.37 ft)





Quick and Easy Loading

A unique loading system allows for safe and convenient attachment of hardware and truss at any position. Easy to use design allows crews to work faster and more safely. Load from almost ground level.




LEGS & BRACES HOLDER

Firmly secures 4 legs and 2 stabilizer tubes



ML4 Multi Purpose Lift

The only TÜV certified multi purpose lift that packs 270 kg (595.95 lbs) of load capacity into 6.5 m (21.33 ft)



ML4 6527

Load	270 kg (595.95 lbs)
Weight	128 kg (282.2 lbs)
Max. Height	6.5 m (21.33 ft)
Min. Height	1.98 m (6.5 ft)
Work surface	1.97 x 1.82 m (6.46 x 5.97 ft)
Sturdy trapezoidal thread	0.45 m (1.48 ft)
Outrigger rubber pads	✓
Level indicator	✓
Height indicator	✓
PLS (pin locking system)	✓
Horizontal transport (optional)	✓
Winch cover (optional)	✓



ADJUSTABLE FEET

Rubber pads provide increased traction and surface protection. Height adjustable feet feature high profile threading.



6.5 m (21.33 ft)



FORKS

Forks are available in 0.5 m & 1 m (1.64 ft & 3.28 ft) lengths with allowable load versus load position indicators.



Extraordinary security and safety

The unique pin locking system and steel pulleys protect your hardware against damage and ensure safe operation at all times.



BASE

All bases come pre-equipped with attachment points for horizontal installation of wheels for easy transport.

ML3 & ML4 Accessories



ML4 - U-BRA 180°

U shaped bracket for fork mounting to hold trusses. Designed for attaching truss. Compatible with ML3/ML4.



ML4 - U-BRA 90°

U shaped bracket for fork mounting to hold trusses. Designed for attaching truss. Compatible with ML3/ML4.



ML3 - WHE

Horizontal transportation wheel kit.



ML4 - WHE

Horizontal transportation wheel kit.



ML3 - WIN-COV

Covers and protects winch housing.



ML4 - WIN-COV

Covers and protects winch housing.



ML3 - PA BAR 300

ML3 line array suspension adapter. Compatible with ML3/ML4.



ML3 - PA BAR 810

ML3 line array suspension adapter. Compatible with ML3/ML4.



ML4 - FORK 1 m

Lifting fork 1 m (3.28 ft) - set of two. Compatible with ML3/ML4.



ML4 - FORK 0.5 m

0.5 m (1.64 ft) lifting fork - set of two. Compatible with ML3/ML4.



ML3 - 5625-WCC

Packing crate for use in logistically challenging situations.



ML4 - 6527-WCC

Packing crate for use in logistically challenging situations.



TRANSFORMER

Intelligent folding for super compact storage



**Area Four Industries
Headquarters**

Czech Republic

Špindlerova 286
413 01 Roudnice nad Labem
Czech Republic

Tel.: +420 416 837 846
Fax: +420 416 837 275
info@areafourindustries.com
www.areafourindustries.com

Area Four Industries

United Kingdom

Unit 5-6 Beechwood Estate
Cattle Dyke, Gorefield Wisbech
Cambridgeshire PE13 4NR
United Kingdom

Tel.: +44 (0)1945 410700
Fax: +44 (0)1945 410100
info@areafourindustries.co.uk
www.areafourindustries.co.uk

Area Four Industries

Germany

Johann-Krane-Weg 27
48149 Münster
Germany

Tel.: +49 251 2024014-0
Fax: +49 251 2024014-9
info@areafourindustries.de
www.areafourindustries.de

Area Four Industries

America

5427 N. National Dr.
Knoxville, TN 37914
USA

Tel.: +1 800 4110065
Fax: +1 800 4110165
info@areafourindustries.us
www.areafourindustries.us