

Raise your loads

MT3 tower

- High-capacity M520T series tower system
- 13.5m (44.29 ft) max height
- Sleeve block options for M400 & M520 & M950 ranges
- Reinforced head section with built-in feature for dead-hanging
- Sleeve block chain hoist connection bracket available
- Guy wire connection points via extra bolt-on hangers
- Optional tower erecting frame available
- Short or long outriggers (incl. stabilising braces) available
- Adjustable base feet with rubber pads for optimal friction
- Scaffold type base feet available on request

Height m [ft]	13.5	44.29
Self weight kg [lbs]	576	1269.6


STRAIGHT TRUSS M520T (Main tube 60x6mm • brace 30x3mm)

COMPONENTS REQUIRED TO CONSTRUCT 13.5 m TOWER

MT3-01	Steel base	1 piece
MT3-02	Head section-for double chain hoist	1 piece
MT3-03	Sleeve block M950rect / M950fold (2 way + 1 lifting eye)	1 piece
MT3-05	Long outrigger (1 piece)	4 pieces
MT3-07	Hinges (4 pieces)	1 set

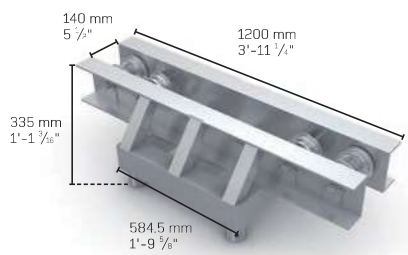
STRAIGHT M520T TRUSS (60x6mm main tubes • 30x3mm braces)

QTPT1000	1m length with MT3 ladder	1 piece
QTPT3000	3m length with MT3 ladder	4 pieces

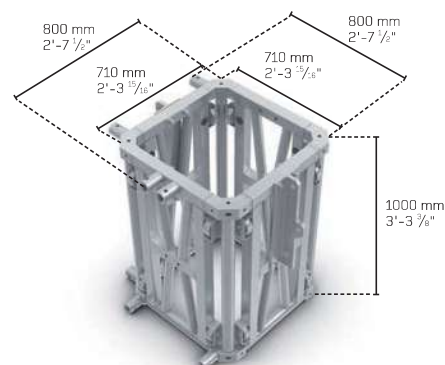




MT3-01	Steel base
Weight:	For use with M520T QUATRO Equipped with wheels for easy movement during setup.
76.00 kg	
167.35 lbs	




MT3-02	Head section
Weight:	Fitted with steel pulleys for 7 - 8mm (0.28 - 0.31") chain Alternative dimensions available after consultation
49.40 kg	
108.78 lbs	



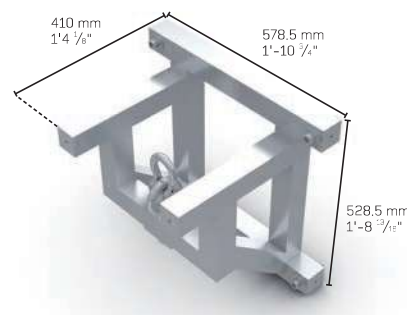
MT3-03	Sleeve Block FTT & RTT
Weight:	Made with heavy-duty aluminium profiles connected with steel components For use with M950 full range
112.00 kg	
246.62 lbs	



MT3-05	Long outrigger
Weight:	1.4m (4.59') long, including scaffold type spindles
35.10 kg	
77.29 lbs	



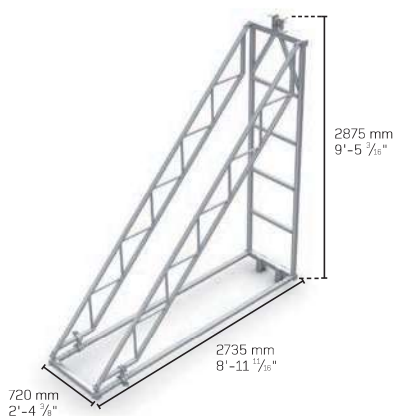
MT3-07	Hinges
Weight:	Used to connect the vertical tower pieces and to allow for tilt-up assembly, set of 4pcs
5.00 kg	
11.02 lbs	



MT3-09	Bracket for chain hoist
Weight:	Used for electric chain hoist attachment to sleeve block to achieve max. loading
10.90 kg	
24.00 lbs	



MT3-10	Safety chain
Weight:	Used over MT3 mast top to se- cure the sleeve block, protected with clear pvc
10.00 kg	
22.20 lbs	



MT3-11	Tower erecting frame
Weight:	Used for assistance in elevating the tower
81.00 kg	
178.52 lb	