

# SOFT LED 2 VW



DATASHEET

DeSisti

# SOFT LED 2 VW

## LED Softlight 120W - CRI>95

White light, with Tunable Correlated Color Temperature from 2.800 to 6.600°K

### OVERVIEW

The SOFT LED 2 VW 120W is the DE SISTI answer to the increasing demand of COMPACT FIXTURES for SOFTLIGHTING.

It provides the ability to tune the Correlated Color Temperature from a minimum of 2.800°K to a maximum of 6.600°K with an enhanced CRI (Color Rendering Index) higher than 95 at any CCT within the range.

It provides a super even - soft beam projection and the following main features:

- a controlled Beam and SOFT White Source, ideal for multiple camera use in the studio, with more effective control of the beam projection and effective Honeycombs
- a beautiful EVEN DISTRIBUTION and a real quality projection with precise reference white.
- NO PIXEL EFFECT from the LED (which is a problem from many other Brand's LED PANELS in the market).
- Contained Size, reduced weight and exceptional efficiency for energy savings and lit Talent comfort.
- Choice of Manual or Pole operation, the full dimming is through DMX and the LEDs are supplied with DC throughout the 0 to 100% dimming range, for a full FLICKER FREE operation and super smooth cross fades.
- The unit is self contained and requires no other external power supplies or devices....both Mains and DMX connections are DAISY Chainable.

MODEL	DESCRIPTION
S2VW.MO	SoftLED 2 VW - Tunable CCT, Manual Operated
S2VW.PO	SoftLED 2 VW - Tunable CCT, Pole Operated

### WHAT'S INSIDE

#### FIXTURE HEAD

POWERCON IN & OUT PANEL CONNECTORS.  
XLR 5 Pin DMX IN & OUT PANEL CONNECTORS.  
120W LED engine with Variable Correlated Color Temperature (CCT) from 2.800°K till 6.600 °K  
Built In Universal Power Supply 90-250V  
50/60Hz DMX controlled.

#### YOKES

##### Manual Operated Versions

Mod. S2MO.110.40 M.O. stirrup with 28,57 mm. spigot (B.S. 1-1/8"), with top end for "C" clamp

##### Pole Operated Versions

Mod. S2MO.110.40 P.O. yoke with 28,57 mm. spigot (B.S. 1-1/8"), with top end for "C" clamp

#### ACCESSORIES

Mod. S2DIF Diffuser Panel for SOFT LED 2

#### CABLES

Mod. 5403.135 3 mt. (9.8 ft) detachable Blue POWERCON power cable with bare ends.

DMX cable is not included, to be ordered separately

**DeSisti**

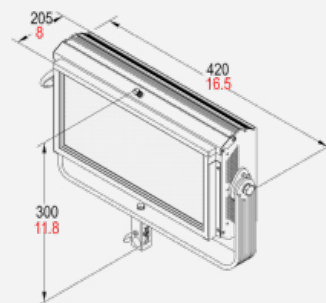


# SOFT LED 2 VW

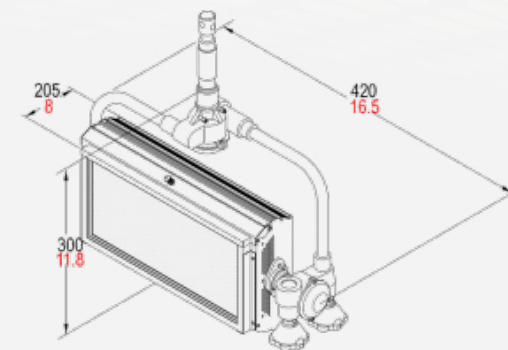
## FEATURES

<b>Power to LED</b>	120W - DC current to the LED - flicker free
<b>Rated Voltage &amp; PFC</b>	90-250V 50-60Hz PFC 0,96
<b>Power consumption</b>	140W @ 230V   150W @120V
<b>Power Connection</b>	powerCON IN & OUT
<b>DMX Data link USITT DMX512-A</b>	5-pin XLR for DMX in & out. Use shielded data cables. Do not overload the daisy chain. Up to a maximum of 32 devices can be used on a single DMX chain.
<b>DMX Channels</b>	3: Dimmer/Light Intensity, CCT Control, Mode of CCT Control (steps or continuous)
<b>LED BOARDS Lifetime</b>	50.000 hours with 70% Lumen Maintenance. The LED BOARDS are tested and certified up to LM80
<b>CCT</b>	Tunable from 2.800°K to 6.600°K
<b>CRI / TLCI</b>	<b>T:</b> 96 / 96 <b>D:</b> 96 / 96
<b>Protection Type</b>	IP22
<b>Max. Housing Surface Temperature</b>	70° C
<b>Weight of Fixture with yoke (integrated PSU)</b>	<b>M.O.</b> 4,1 Kg (9.0 lb) <b>P.O.</b> 5,3 Kg (11.7 lb)

## DIMENSION



**M.O.**



**P.O.**

## FEATURES

Vari-White CCT technology with a range from 2.800°K to 6.600°K

Rugged and Lightweight Aluminium extrusion housing with Black Oxidation low glare finishing

High efficiency, silent passive heat management. Thermal stabilization of the LED operating temperature is managed by an internal thermal sensor and CPU, variable fan speed and heat sink to maintain the LEDs at optimal constant temperature.

DMX (or local) control of the Light intensity from 0 to 100% with smooth transition and theatrical quality dimming....flicker free at any dimming level.

100% flicker free system with universal Power Supply unit 90-250V to work in every condition and frame rate.

The accessories are secure regardless of the orientation of the fixture. Accessories have been designed for one hand installation.

Available with either positive lock manual yokes for comfort and ease of handling, or pole operated yokes which can be used via the lighting pole for Panning and Tilting the lights as well as manually, since the mechanical activators are equipped with clutches.

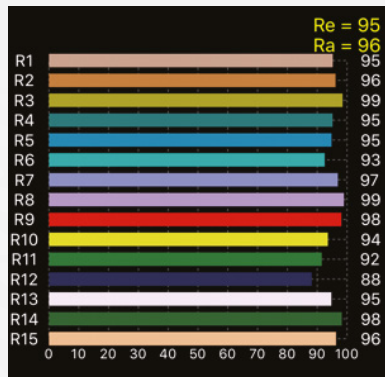
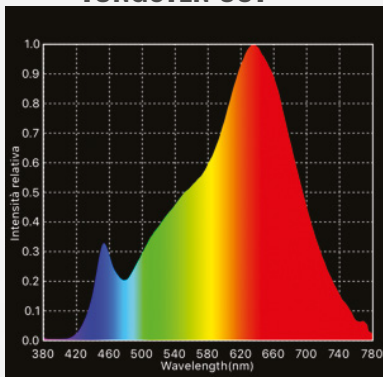
Honeycombs and intensifier accessories work perfectly to shape and control the beam spread.

DMX daisy chaining and Power Pass Through features allow for quicker installations of the lighting system.

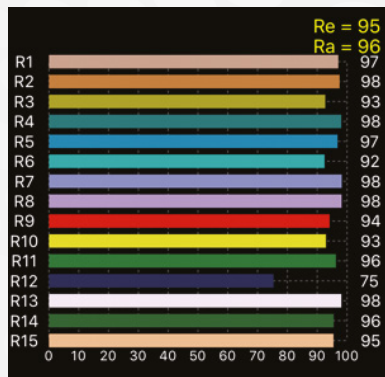
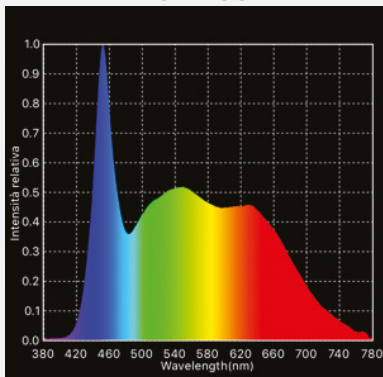
# SOFT LED 2VW

## SPECTRUM

### TUNGSTEN CCT



### DAYLIGHT CCT



## PHOTOMETRICS

Vari-White at C.C.T. (Correlated Color Temperature) balanced to 2.800°K - 120W (CRI>95 - TLCI>96)  
Illumination center values at the following distances

		2 mt 6.6 ft	3 mt 9.8 ft	5 mt 16.4 ft
SL2VW at 2.800°K w/o Front Accessories Central Light intensity (Candle Power)	3.933 cd	983 lux 91 FC	437 lux 41 FC	157 lux 15 FC
SL2VW at 2.800°K with Medium Black H.Comb Central Light intensity (Candle Power)	3.359 cd	840 lux 78 FC	373 lux 35 FC	134 lux 12 FC
SL2VW at 2.800°K with Narrow Black H.Comb Central Light intensity (Candle Power)	3.217 cd	804 lux 75 FC	357 lux 33 FC	129 lux 12 FC

Vari-White at C.C.T. (Correlated Color Temperature) balanced to 6.500°K - 120W (CRI>95 - TLCI>96)  
Illumination center values at the following distances

		2 mt 6.6 ft	3 mt 9.8 ft	5 mt 16.4 ft
SL2VW at 6.500°K w/o Front Accessories Central Light intensity (Candle Power)	5.139 cd	1.285 lux 119 FC	571 lux 53 FC	206 lux 19 FC
SL2VW at 6.500°K with Medium Black H.Comb Central Light intensity (Candle Power)	4.389 cd	1.097 lux 102 FC	488 lux 45 FC	176 lux 16 FC
SL2VW at 6.500°K with Narrow Black H.Comb Central Light intensity (Candle Power)	4.204 cd	1.051 lux 98 FC	467 lux 43 FC	168 lux 16 FC

Light beam Width with Beam Angle w/o accessories	110°	5,71 mt 18.7 ft	8,57 mt 28.1 ft	14,28 mt 46.9 ft
Light beam Height with Beam Angle w/o accessories	96°	4,44 mt 14.6 ft	6,66 mt 21.9 ft	11,11 mt 36.4 ft
Light beam Width with Beam Angle with Medium Black H.Comb	60°	2,31 mt 7.6 ft	3,46 mt 11.4 ft	5,77 mt 18.9 ft
Light beam Height with Beam Angle with Medium Black H.Comb	55°	2,08 mt 6.8 ft	3,12 mt 10.2 ft	5,21 mt 17.1 ft
Light beam Width with Beam Angle with Narrow Black H.Comb	35°	1,26 mt 4.1 ft	1,89 mt 6.2 ft	3,15 mt 10.3 ft
Light beam Height with Beam Angle with Narrow Black H.Comb	35°	1,26 mt 4.1 ft	1,89 mt 6.2 ft	3,15 mt 10.3 ft



# SOFT LED 2 VW

## OPTIONALS & ACCESSORIES

<b>S2VW.XO.DIN</b>	<i>add code to order DIN Spigot</i>
<b>S2-HCN</b>	<i>BLACK Honeycomb for SOFT LED 2 fixtures, 1/4" black honeycomb, NARROW.</i>
<b>S2-HCM</b>	<i>BLACK Honeycomb for SOFT LED 2 units, 1/2" black honeycomb, MEDIUM.</i>
<b>S2-IN</b>	<i>Intensifier for SOFT LED 2 fixtures</i>
<b>S2-CF</b>	<i>Color Frame for SOFT LED 2 fixtures</i>
<b>S2-CYC</b>	<i>Cyclorama HOOD for asymmetrical emission of SOFT LED 2 fixtures to illuminate backgrounds &amp; cyps.</i>
<b>TCLS2P</b>	<i>Remote Phosphors Panel for SOFT LED 2, with CRI&gt;95 TUNGSTEN Balanced Correlated Color Temperature (CCT)</i>
<b>DCLS2P</b>	<i>Remote Phosphors Panel for SOFT LED 2, with CRI&gt;90 DAYLIGHT Balanced Correlated Color Temperature (CCT)</i>
<b>S2M0.110.40</b>	<i>Manual Operated Stirrup with B.S. spigot for SOFT LED 2 fixtures</i>
<b>S2M0.220.40</b>	<i>Manual Operated stirrup (w/o spigot) for SOFT LED 2 fixtures</i>
<b>S2P0.110.40</b>	<i>Pole Operated Stirrup with B.S. spigot for SOFT LED 2 fixtures</i>
<b>S2P0.300.40</b>	<i>Pole Operated Stirrup with DIN spigot for SOFT LED 2 fixtures</i>