

SOFT LED 8 VW



DATASHEET

DeSisti

SOFT LED 8 VW

LED Softlight 360W - CRI>95

White light, with Tunable Correlated Color Temperature from 2.800 to 6.600°K

OVERVIEW

The SOFT LED 8 VW 360W is the DE SISTI answer to the increasing demand of COMPACT FIXTURES for SOFTLIGHTING.

It provides the ability to tune the Correlated Color Temperature from a minimum of 2.800°K to a maximum of 6.600°K with an enhanced CRI (Color Rendering Index) higher than 95 at any CCT within the range.

It provides a super even - soft beam projection and the following main features:

- a controlled Beam and SOFT White Source, ideal for multiple camera use in the studio, with more effective control of the beam projection and effective Honeycombs
- a beautiful EVEN DISTRIBUTION and a real quality projection with precise reference white.
- NO PIXEL EFFECT from the LED (which is a problem from many other Brand's LED PANELS in the market).
- Contained Size, reduced weight and exceptional efficiency for energy savings and lit Talent comfort.
- Choice of Manual or Pole operation, the full dimming is through DMX and the LEDs are supplied with DC throughout the 0 to 100% dimming range, for a full FLICKER FREE operation and super smooth cross fades.
- The unit is self contained and requires no other external power supplies or devices....both Mains and DMX connections are DAISY Chainable.



WHAT'S INSIDE

FIXTURE HEAD

POWERCON IN & OUT PANEL CONNECTORS.
XLR 5 Pin DMX IN & OUT PANEL CONNECTORS.
360W LED engine with Variable Correlated Color Temperature (CCT) from 2.800°K till 6.600 °K
Built In Universal Power Supply 90-250V
50/60Hz DMX controlled.

YOKES

Manual Operated Versions

Mod. S8MO.110.40 M.O. stirrup with 28,57 mm. spigot (B.S. 1-1/8"), with top end for "C" clamp

Pole Operated Versions

Mod. S8MO.110.40 P.O. yoke with 28,57 mm. spigot (B.S. 1-1/8"), with top end for "C" clamp

ACCESSORIES

Mod. S8DIF Diffuser Panel for SOFT LED 8

CABLES

Mod. 5403.135 3 mt. (9.8 ft) detachable Blue POWERCON power cable with bare ends.

DMX cable is not included, to be ordered separately

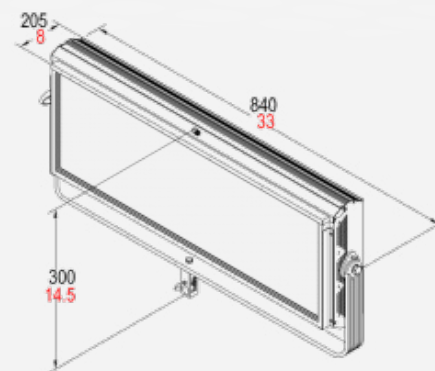
MODEL	DESCRIPTION
S8VW.MO	SoftLED 8 VW - Tunable CCT, Manual Operated
S8VW.PO	SoftLED 8 VW - Tunable CCT, Pole Operated

SOFT LED 8 VW

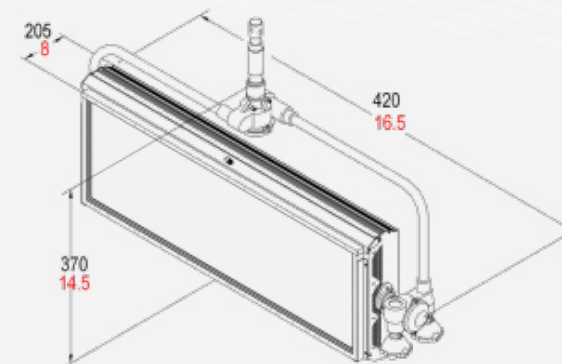
FEATURES

Power to LED	360W - DC current to the LED - flicker free
Rated Voltage & PFC	90-250V 50-60Hz PFC 0,96
Power consumption	400W @ 230V 400W @120V
Power Connection	powerCON IN & OUT
DMX Data link USITT DMX512-A	5-pin XLR for DMX in & out. Use shielded data cables. Do not overload the daisy chain. Up to a maximum of 32 devices can be used on a single DMX chain.
DMX Channels	3: Dimmer/Light Intensity, CCT Control, Mode of CCT Control (steps or continuous)
LED BOARDS Lifetime	50.000 hours with 70% Lumen Maintenance. The LED BOARDS are tested and certified up to LM80
CCT	Tunable from 2.800°K to 6.600°K
CRI / TLCI	T: 96 / 96 D: 96 / 96
Protection Type	IP22
Max. Housing Surface Temperature	70° C
Weight of Fixture with yoke (integrated PSU)	M.O. 11,0 Kg (24.3 lb) P.O. 12,3 Kg (27.1 lb)

DIMENSION



M.O.



P.O.

FEATURES

Vari-White CCT technology with a range from 2.800°K to 6.600°K

Rugged and Lightweight Aluminium extrusion housing with Black Oxidation low glare finishing

High efficiency, silent passive heat management. Thermal stabilization of the LED operating temperature is managed by an internal thermal sensor and CPU, variable fan speed and heat sink to maintain the LEDs at optimal constant temperature.

DMX (or local) control of the Light intensity from 0 to 100% with smooth transition and theatrical quality dimming....flicker free at any dimming level.

100% flicker free system with universal Power Supply unit 90-250V to work in every condition and frame rate.

The accessories are secure regardless of the orientation of the fixture. Accessories have been designed for one hand installation.

Available with either positive lock manual yokes for comfort and ease of handling, or pole operated yokes which can be used via the lighting pole for Panning and Tilting the lights as well as manually, since the mechanical activators are equipped with clutches.

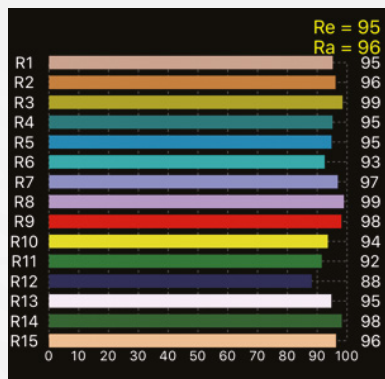
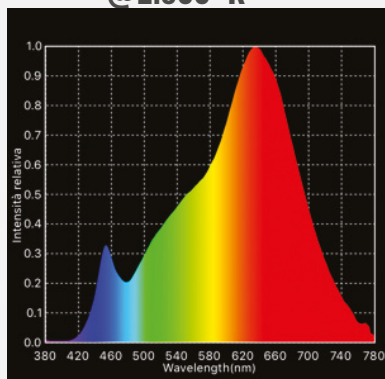
Honeycombs and intensifier accessories work perfectly to shape and control the beam spread.

DMX daisy chaining and Power Pass Through features allow for quicker installations of the lighting system.

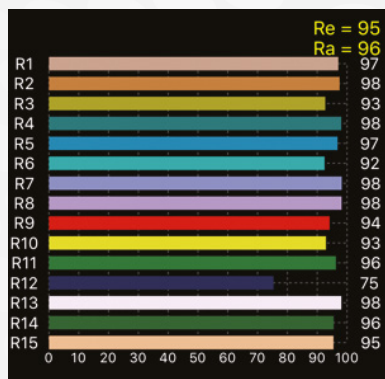
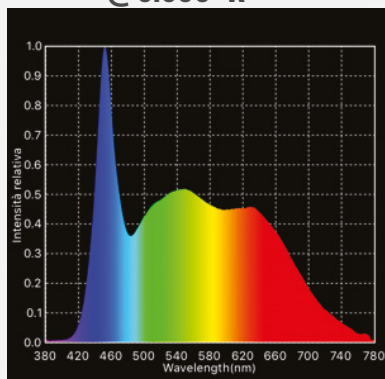
SOFT LED 8 VW

SPECTRUM

@2.800°K



@6.600°K



PHOTOMETRICS

Vari-White at C.C.T. (Correlated Color Temperature) balanced to 2.800°K - 360W (CRI>95 - TLCI>96)
Illumination center values at the following distances

	2 mt 6.6 ft	3 mt 9.8 ft	5 mt 16.4 ft
SL8 VW at 2.800°K w/o Front Accessories Central Light intensity (Candle Power)	14.319 cd 333 FC	1.591 lux 148 FC	573 lux 53 FC
SL8VW at 2.800°K with Medium Black H.Comb Central Light intensity (Candle Power)	12.228 cd 284 FC	1.359 lux 126 FC	489 lux 45 FC
SL8VW at 2.800°K with Narrow Black H.Comb Central Light intensity (Candle Power)	11.713 cd 272 FC	1.301 lux 121 FC	469 lux 44 FC

Vari-White at C.C.T. (Correlated Color Temperature) balanced to 6.500°K - 360W (CRI>95 - TLCI>96)
Illumination center values at the following distances

	2 mt 6.6 ft	3 mt 9.8 ft	5 mt 16.4 ft
SL8 VW at 6.500°K w/o Front Accessories Central Light intensity (Candle Power)	18.720 cd 435 FC	2.080 lux 193 FC	749 lux 70 FC
SL8VW at 6.500°K with Medium Black H.Comb Central Light intensity (Candle Power)	15.987 cd 371 FC	1.776 lux 165 FC	639 lux 59 FC
SL8VW at 6.500°K with Narrow Black H.Comb Central Light intensity (Candle Power)	15.313 cd 356 FC	1.701 lux 158 FC	613 lux 57 FC

Light beam Width with Beam Angle w/o accessories	110°	5,71 mt 18.7 ft	8,57 mt 28.1 ft	14,28 mt 46.9 ft
Light beam Height with Beam Angle w/o accessories	96°	4,44 mt 14.6 ft	6,66 mt 21.9 ft	11,11 mt 36.4 ft
Light beam Width with Beam Angle with Medium Black H.Comb	60°	2,31 mt 7.6 ft	3,46 mt 11.4 ft	5,77 mt 18.9 ft
Light beam Height with Beam Angle with Medium Black H.Comb	55°	2,08 mt 6.8 ft	3,12 mt 10.2 ft	5,21 mt 17.1 ft
Light beam Width with Beam Angle with Narrow Black H.Comb	35°	1,26 mt 4.1 ft	1,89 mt 6.2 ft	3,15 mt 10.3 ft
Light beam Height with Beam Angle with Narrow Black H.Comb	35°	1,26 mt 4.1 ft	1,89 mt 6.2 ft	3,15 mt 10.3 ft

SOFT LED 8 VW

OPTIONALS & ACCESSORIES

S8VW.XO.DIN	<i>add code to order DIN Spigot</i>
S8-HCN	<i>BLACK Honeycomb for SOFT LED 8 fixtures, 1/4" black honeycomb, NARROW.</i>
S8-HCM	<i>BLACK Honeycomb for SOFT LED 8 units, 1/2" black honeycomb, MEDIUM.</i>
S8-IN	<i>Intensifier for SOFT LED 8 fixtures</i>
S8-CF	<i>Color Frame for SOFT LED 8 fixtures</i>
S8-CYC	<i>Cyclorama HOOD for asymmetrical emission of SOFT LED 8 fixtures to illuminate backgrounds & cys.</i>
TCLS8P	<i>Remote Phosphors Panel for SOFT LED 8, with CRI>95 TUNGSTEN Balanced Correlated Color Temperature (CCT)</i>
DCLS8P	<i>Remote Phosphors Panel for SOFT LED 8, with CRI>90 DAYLIGHT Balanced Correlated Color Temperature (CCT)</i>
S8MO.110.40	<i>Manual Operated Stirrup with B.S. spigot for SOFT LED 8 fixtures</i>
S8MO.220.40	<i>Manual Operated stirrup (w/o spigot) for SOFT LED 8 fixtures</i>
S8PO.110.40	<i>Pole Operated Stirrup with B.S. spigot for SOFT LED 8 fixtures</i>
S8PO.300.40	<i>Pole Operated Stirrup with DIN spigot for SOFT LED 8 fixtures</i>